


# 2023 STUDENT INTAKE



**120**

new students enrolled in 2023



**31**

average age (range 23–50+)



**47%**  
full-time



**53%**  
part-time

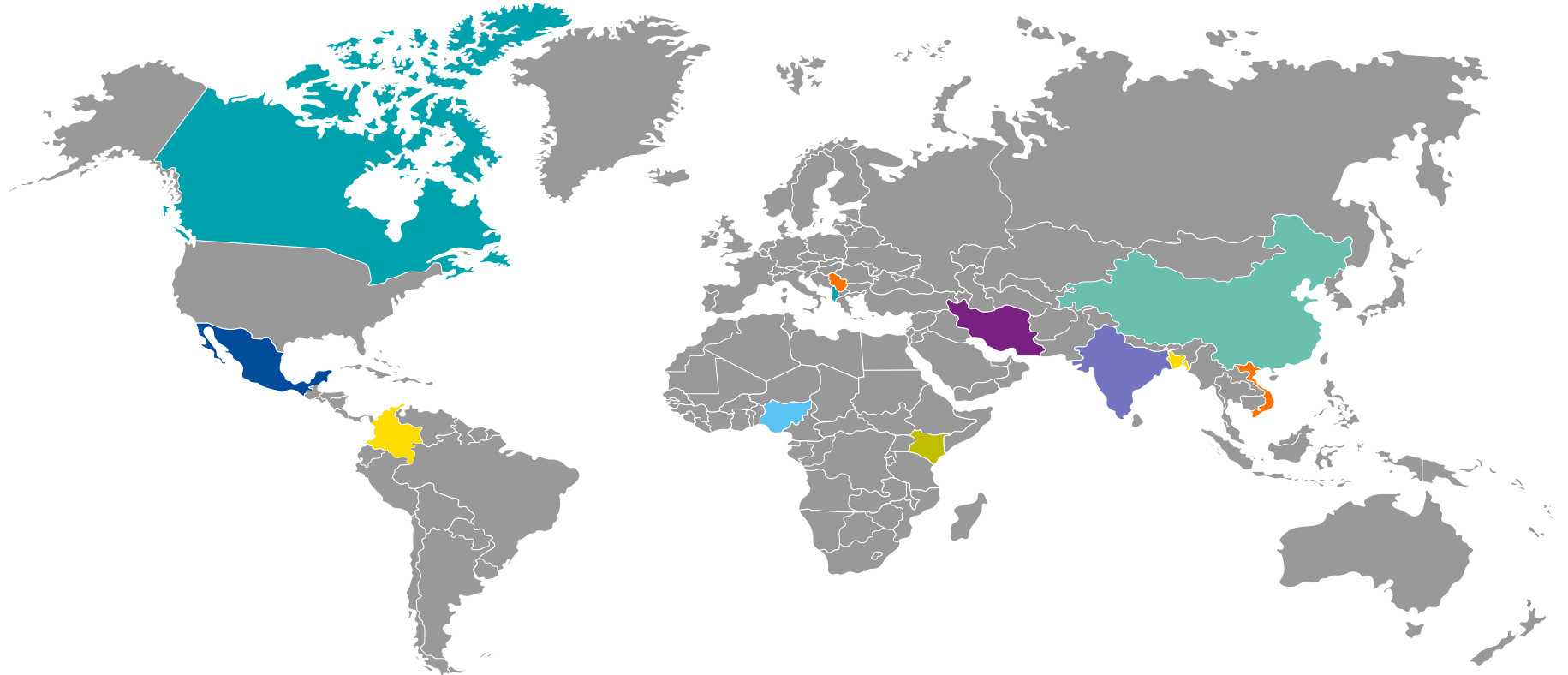


**45%**  
women

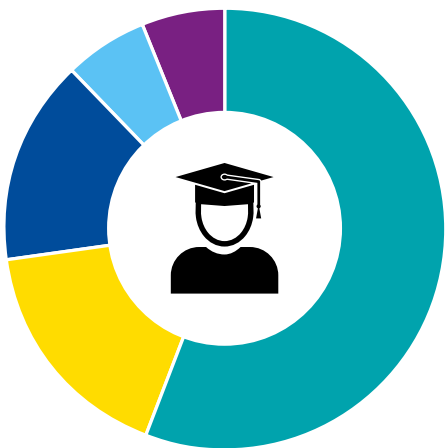


**55%**  
men

## GLOBAL REPRESENTATION



## ACADEMIC BACKGROUND



- **56%** Business or Management
- **17%** Arts
- **15%** Engineering or Technology
- **6%** Science
- **6%** Other (Industrial Design, Law, Health, Journalism)

**7 Years**

average work experience (range 2–20+)



## INDUSTRY BACKGROUND



- |  |   |  |
|--|---|--|
| <span style="color: #008080;">■</span> <b>22%</b> Financial Services                 | <span style="color: #66CDAA;">■</span> <b>5%</b> Media/Journalism   | <span style="color: #9ACD32;">■</span> <b>2%</b> Transportation        |
| <span style="color: #FFD700;">■</span> <b>17%</b> Education                          | <span style="color: #6A5ACD;">■</span> <b>4%</b> Consulting         | <span style="color: #87CEEB;">■</span> <b>1%</b> Construction          |
| <span style="color: #000080;">■</span> <b>7%</b> Technology                          | <span style="color: #4682B4;">■</span> <b>3%</b> Utilities/Energy   | <span style="color: #9370DB;">■</span> <b>1%</b> Hospitality           |
| <span style="color: #ADD8E6;">■</span> <b>7%</b> Athletics, Sports and Entertainment | <span style="color: #FFD700;">■</span> <b>2%</b> Automotive         | <span style="color: #6A5ACD;">■</span> <b>1%</b> Legal                 |
| <span style="color: #800080;">■</span> <b>6%</b> Manufacturing                       | <span style="color: #4682B4;">■</span> <b>2%</b> Not-For-Profit     | <span style="color: #9370DB;">■</span> <b>1%</b> Medicine              |
| <span style="color: #FF4500;">■</span> <b>6%</b> Government                          | <span style="color: #ADD8E6;">■</span> <b>2%</b> Retail             | <span style="color: #FF8C00;">■</span> <b>1%</b> Military              |
| <span style="color: #9ACD32;">■</span> <b>5%</b> Healthcare/Pharmaceutical           | <span style="color: #800080;">■</span> <b>2%</b> Goods and Services | <span style="color: #FFD700;">■</span> <b>1%</b> Professional Services |
|  | <span style="color: #FF4500;">■</span> <b>2%</b> Real Estate        |  |