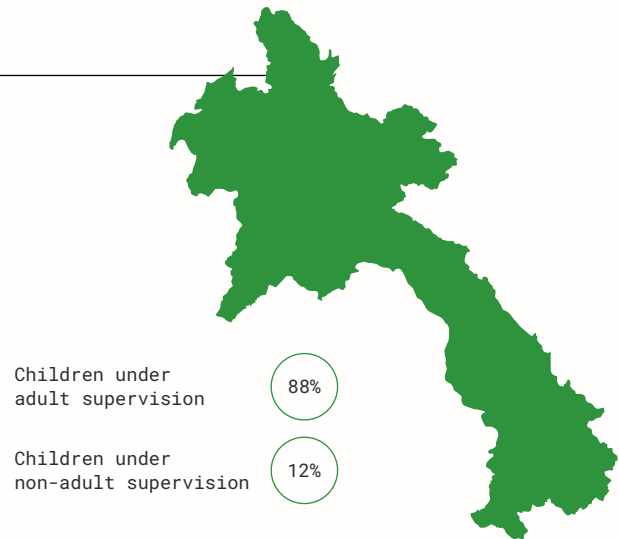
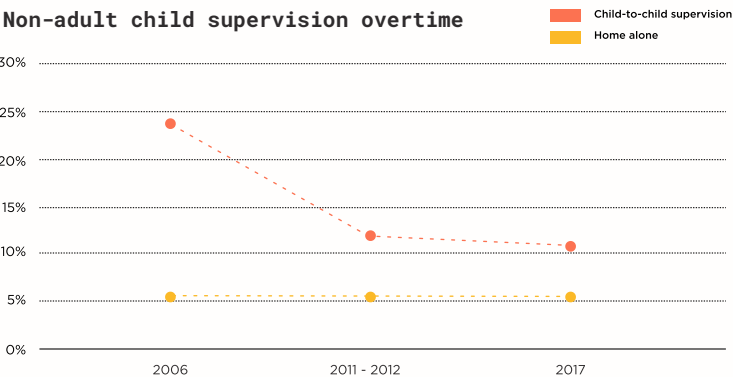


Demographics and Living Conditions


Population	7,275,556	Urban Population	2,640,299 (36%)	Children under 5	796,887 (11%)
Population below poverty line	18%	Under 5-mortality due to unintentional injuries (per 100,000)	12.3	Attendance in early childhood education	32%
Unemployment rate	1%	Disabilities/developmental delays (2-17 years)	2%	Basic drinking water (% household)	85%
Informal employment rate of total employment	83%	Exclusive breastfeeding	44%	Basic sanitation (% household)	79%

Children under 5 – Supervision at home




Non-adult child supervision by ...

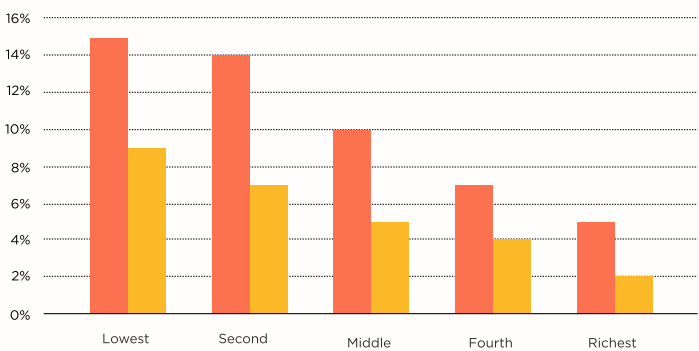
Sex of child:



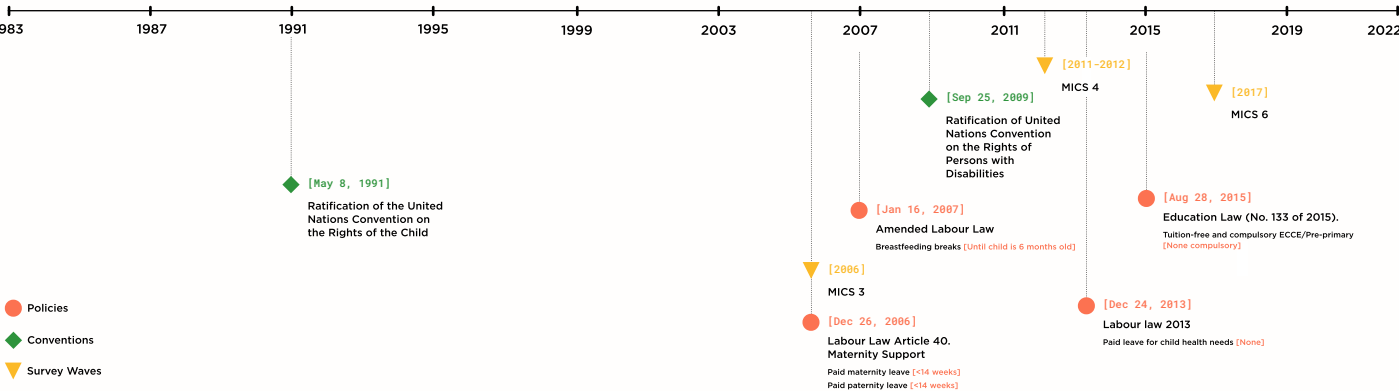
Residence:



Wealth quintile:



Timeline



Sources

Demographics

Population & Children under 5
United Nations, Department of Economic and Social Affairs, Population Division. (2019). World Population Prospects 2019.

Urban Population
The World Bank. (2022). Urban Population (% of Total Population).

Population below poverty line & Unemployment rate/Informal employment rate of total employment
Central Intelligence Agency. (2022). Laos. In The World Factbook.

Under 5- mortality due to unintentional injuries (per 100,000)
Global Burden of Disease Collaborative Network. (2020). Global Burden of Disease Study 2019 (GBD 2019) Results. Seattle, United States: Institute for Health Metrics and Evaluation.

Exclusive breastfeeding, Attendance in Early Childhood Education, Basic drinking water & Basic sanitation
World Health Organization, United Nations Children's Fund, & World Bank Group. (2021). Nurturing care for early childhood development: a framework for helping children survive and thrive to transform health and human potential.

Disabilities/developmental delays (2-17 years)
Multiple Indicator Cluster Survey 2017, (Round 6), <https://mics.unicef.org>

Children under 5 supervision at home

Children under 5 supervised by adults/young children or alone, Sex of child, & Residence
Multiple Indicator Cluster Survey 2017, (Round 6), <https://mics.unicef.org>

Comparison per year
Multiple Indicator Cluster Survey 2006, (Round 3); 2011-12, (Round 4); 2017, (Round 6); <https://mics.unicef.org>

Timeline

Policies
International Labour Organization. https://www.ilo.org/dyn/natlex/natlex4.home?p_lang=en

Conventions
United Nations Treaty Collection. <https://treaties.un.org/>