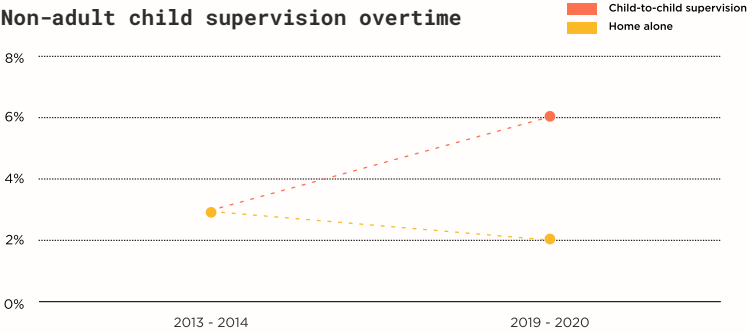


Demographics and Living Conditions


| | | | | | |
|--|-----------|---|---------------|---|--------------|
| Population | 1,739,825 | Urban Population | 661,586 (38%) | Children under 5 | 149,735 (9%) |
| Population below poverty line | 18% | Under 5-mortality due to unintentional injuries (per 100,000) | -- | Attendance in early childhood education | 15% |
| Unemployment rate | 26% | Disabilities/developmental delays (2-17 years) | 7.9% | Basic drinking water (% household) | -- |
| Informal employment rate of total employment | -- | Exclusive breastfeeding | -- | Basic sanitation (% household) | -- |

Children under 5 – Supervision at home




Non-adult child supervision by ...

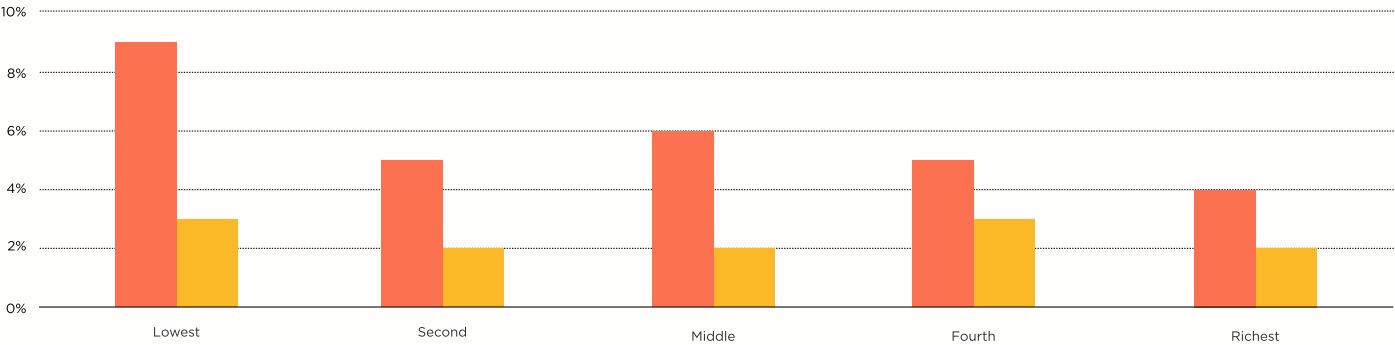
Sex of child:



Residence:



Wealth quintile:



Sources

Demographics

Population & Children under 5
United Nations, Department of Economic and Social Affairs, Population Division. (2019). World Population Prospects 2019.

Urban Population
The World Bank. (2022). Urban Population (% of Total Population).

Population below poverty line & Unemployment rate/Informal employment rate of total employment
Central Intelligence Agency. (2022). Kosovo. In The World Factbook.

Under 5- mortality due to unintentional injuries (per 100,000)
Global Burden of Disease Collaborative Network. (2020). Global Burden of Disease Study 2019 (GBD 2019) Results. Seattle, United States: Institute for Health Metrics and Evaluation.

Exclusive breastfeeding, Attendance in Early Childhood Education, Basic drinking water & Basic sanitation
World Health Organization, United Nations Children's Fund, & World Bank Group. (2021). Nurturing care for early childhood development: a framework for helping children survive and thrive to transform health and human potential.

Disabilities/developmental delays (2-17 years)
Multiple Indicator Cluster Survey 2019-20, (Round 6), <https://mics.unicef.org>

Children under 5 supervision at home

Children under 5 supervised by adults/young children or alone, Sex of child, & Residence
Multiple Indicator Cluster Survey 2019-20, (Round 6), <https://mics.unicef.org>

Comparison per year
Multiple Indicator Cluster Survey 2013-14 (Round 5); 2019-20, (Round 6); <https://mics.unicef.org>