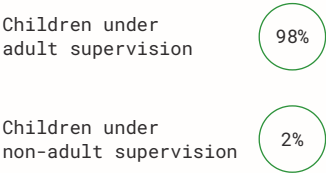
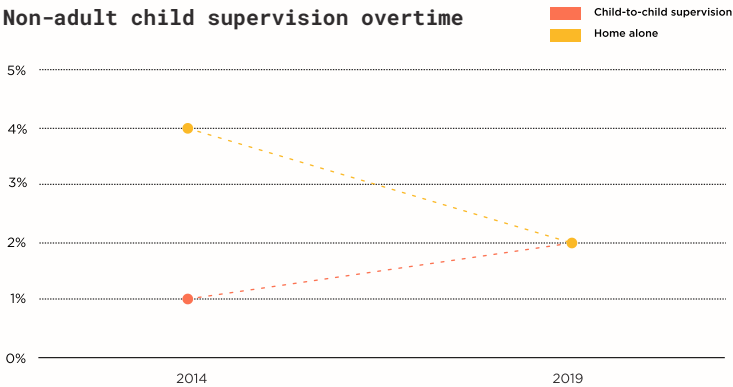


Demographics and Living Conditions

Population	11,326,616	Urban Population	8,743,468 (77%)	Children under 5	571,283 (5%)
Population below poverty line	--	Under 5-mortality due to unintentional injuries (per 100,000)	3.5	Attendance in early childhood education	76%
Unemployment rate	3%	Disabilities/developmental delays (2-17 years)	8%	Basic drinking water (% household)	97%
Informal employment rate of total employment	--	Exclusive breastfeeding	41%	Basic sanitation (% household)	91%


Children under 5 – Supervision at home

Non-adult child supervision overtime




Non-adult child supervision by ...

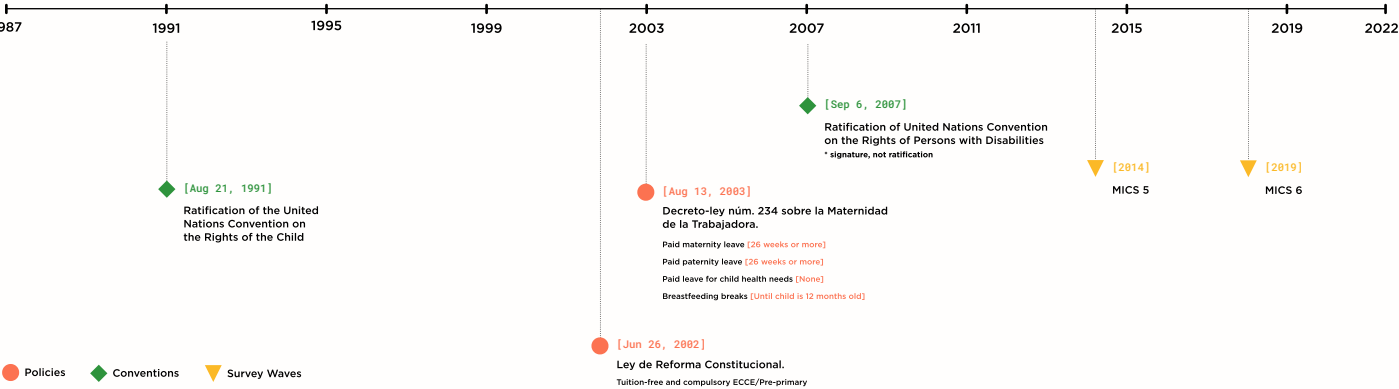
Sex of child:



Residence:



Timeline



# Sources

## Demographics

---

**Population & Children under 5**  
United Nations, Department of Economic and Social Affairs, Population Division. (2019). World Population Prospects 2019.

**Urban Population**  
The World Bank. (2022). Urban Population (% of Total Population).

**Population below poverty line & Unemployment rate/Informal employment rate of total employment**  
Central Intelligence Agency. (2022). Cuba. In The World Factbook.

**Under 5- mortality due to unintentional injuries (per 100,000)**  
Global Burden of Disease Collaborative Network. (2020). Global Burden of Disease Study 2019 (GBD 2019) Results. Seattle, United States: Institute for Health Metrics and Evaluation.

**Exclusive breastfeeding, Attendance in Early Childhood Education, Basic drinking water & Basic sanitation**  
World Health Organization, United Nations Children's Fund, & World Bank Group. (2021). Nurturing care for early childhood development: a framework for helping children survive and thrive to transform health and human potential.

**Disabilities/developmental delays (2-17 years)**  
Multiple Indicator Cluster Survey 2019. (Round 6), <https://mics.unicef.org>

## Children under 5 supervision at home

---

**Children under 5 supervised by adults/young children or alone, Sex of child, & Residence**  
Multiple Indicator Cluster Survey 2019, (Round 6), <https://mics.unicef.org>

**Comparison per year**  
Multiple Indicator Cluster Survey 2014 (Round 5); 2019, (Round 6); <https://mics.unicef.org>

## Timeline

---

**Policies**  
International Labour Organization. [https://www.ilo.org/dyn/natlex/natlex4.home?p\\_lang=en](https://www.ilo.org/dyn/natlex/natlex4.home?p_lang=en)

**Conventions**  
United Nations Treaty Collection. <https://treaties.un.org/>